

The UEA Bulletin

U N I O N V I L L E E Q U I N E A S S O C I A T E S , P . C .

THANK YOU!

THE UEA STAFF THANKS ALL WHO ATTENDED OUR LAMINITIS SEMINAR ON FEBRUARY 5TH!

A VERY SPECIAL THANK YOU GOES OUT TO OUR FANTASTIC SPEAKERS

DR. JIM ORSINI

&

DR. MARK DONALDSON

SPECIALTY EQUINE PRODUCTS



UEA OFFERS A VARIETY OF SPECIALTY EQUINE PRODUCTS. SOME OF OUR CURRENT PRODUCTS ARE LISTED ON OUR WEBSITE UNDER OUR CLIENT SERVICES TAB BUT WE HAVE MANY MORE TO OFFER.

IF YOU HAVE A SPECIAL PRODUCT THAT YOU WOULD LIKE TO TRY CONTACT OUR OFFICE AND WE WILL BE HAPPY TO INQUIRE ON ORDERING THE PRODUCT FOR YOU.

YOU MAY EMAIL SUPPLY REQUESTS TO:
ERINN BROWN
ECB@UEAVET.COM

DOES WINTER HAVE YOUR HORSE IN A KINK?

Dr. Blakeslee's Chiropractic and Acupuncture treatments are likely to help get rid of those winter kinks. Chiropractic is the gentle, specific examination and manipulation of the joints in the body to restore normal, smooth function. This in turn removes the interference from the associated nerves to allow optimal function of the neuromuscular and sensory pathways. A communicating body leads to optimal performance and decreased injuries. Chiropractic examinations are beneficial for stiffness, sticky transitions, bucking, saddle issues, grumpiness over fences and vague issues.



Acupuncture is the Chinese art of balancing the meridian system of the body by stimulating specific points in need. Meridians are the paths that carry the Life Force of Chi throughout the body and again balance is the key to smooth function and optimal performance. It is also especially good for persistent muscle soreness and can also be helpful when treating laminitis, anhydrosis, tying up and diarrhea.

Patricia E. Blakeslee, VMD

Did you know....

If you enroll your horse in the Preventicare Program you can qualify for the added benefit of Pfizer's Colic Assistance Plan. If your horse develops colic serious enough for surgery, Pfizer Animal Health will reimburse the operating surgeon for surgical costs and three days of aftercare, to a maximum of \$5,000. For more information on the Preventicare Program visit their website www.equinepreventicare.com.

For enrolling information contact Colleen at cmk@ueavet.com.

UEA's

LATEST TECHNOLOGIES

THERMOGRAPHY

SHOCKWAVE THERAPY

**BORESCOPE COLOR CAMERA
SYSTEM FOR ENDOSCOPIC EXAMS**

**IF YOU WOULD LIKE MORE
INFORMATION ON THESE NEW
EXCITING TECHNOLOGIES**

PLEASE CONTACT OUR OFFICE

S H O C K W A V E T H E R A P Y


Some lamenesses that have not responded to conventional therapies may be helped by treatment with Extra-corporeal Shockwave Therapy (ESWT). This is the same type of shockwave used to break up kidney stones in people. A special shockwave generator is applied to the affected area and brief, rapidly repeated pressure waves are sent through the tissues to a targeted depth. This may help to stimulate blood flow to areas where poor blood supply tends to slow healing such as the suspensory ligament. Shockwave therapy has been helpful in some cases of bone spavin (hock joint arthritis), navicular disease, ringbone, tendon strain, bucked shins in racehorses, stable stress fractures, suspensory ligament injuries and sore backs. UEA has recently acquired a shockwave generator and are looking forward to using this new tool to help horses.

Donna Preston Moore, DVM



**R H O D O C O C C U S E Q U I
A S E R I O U S T H R E A T
T O F O A L S**

Rhodococcus equi is a common bacteria present in the soil on most horse farms. Adult horses are not affected by the bacteria but in foals it causes chronic, hard to treat infections most often presenting as pneumonia and or abdominal abscesses. Foals usually become sick when they are several months old but it is believed that they



often pick up the infection during the first few days of life. A study presented at the December 2007 conference of the American Association of Equine Practitioners reported that preventive administration of azithromycin for the first two weeks of life was 85%

effective in preventing this devastating disease. Azithromycin is an antibiotic used to treat Rhodococcus infections.

Donna Preston Moore, DVM, MS



WWW.UEAVET.COM